



'97
SINCE
LEADING
BRAND
NOUVEAU CONTOUR
MASTERS IN MICROPIGMENTATION

NOUVEAU CONTOUR®
MASTERS IN MICROPIGMENTATION

International Academy

2023




Nouveau Contour Headquarter

Nouveau Contour

Leading brand in the industry

The best quality education, high quality equipment, needles and pigments: since 1997 is Nouveau Contour the innovator and knowledge leader in the industry. In all countries where distributed, Nouveau Contour is the leading brand in permanent make-up. The company's global headquarters is located in The Netherlands, in 2009 Nouveau Contour opened its US office in Orlando, Florida.

- Leading brand worldwide
- Innovator & knowledge leader
- High quality equipment, needles, pigments & education
- > 20 years of experience



High quality equipment, needles, pigments & education



Nouveau Contour USA



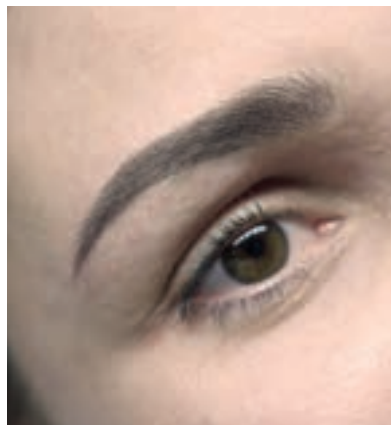

Nouveau Contour Warehouse

Natural results in micropigmentation & microblading

In the past decades, permanent make up has evolved from modest procedure to superior technique.

Nouveau Contour has been the innovator in developing new techniques at the highest standards across the globe.

Natural
results



The business opportunity you don't want to miss!

An official Nouveau Contour certified Master Specialist can charge between €300-€600 per client, depending upon the type of procedure and your market size. When you complete all Master Classes you can even double your rates. When you take into account that the average cost price is only 5% of the treatment price, a phenomenal profit of 95% is realized. You don't need a calculator to realize that this is a serious amount of revenue you can earn on daily basis! Your complete investment in training, device and products will be earned back within a few clients.

* Compared to a regular salon facial treatment



Treatment price	100%
Cost price	5%
Revenue	95%



Whenever, wherever

High earnings and low costs can make you financially independent. Schedule your work as it suits you best. Start your business with micropigmentation or microblading: gain more income next to your current career, work in your own salon, or work as an independent permanent make up artist in salons of others. Opportunities!



Success is in your hands

By taking the Nouveau Contour hand piece in your hand, you take your own success into your hands. Become a professional. Not just another permanent make-up artist, but a Nouveau Contour Authority.



LET'S CALCULATE

Suppose your average treatment price is €400,-
you work 2 days a week and you perform 2 treatments a day:



2

treatments
per day



2 hours

average treatment
time



€ 800,-

income
per day

€ 1.600,-

income per week

2 days per week, 2 treatments per day

€ 76.800,-

income per year

2 days per week, 2 treatments per day

and up!



Should you work 3 days,
perform 3 treatments per day?

€ 3.600,- per day = € 172.800,- per year.

Work 4 days,
4 treatments per day?

€ 307.200,- per year.

*Based on 48 weeks a year

Note: income not guaranteed, numbers are based on average figures.

Micropigmentation & Microblading

Nouveau Contour Master Academy Training

Program: microblading and micropigmentation


Our master educators offer the best available and extensive training program for starters and professionals. Learn the technique which fits you best: get up-to-date and skilled in microblading or get familiar with the extensive possibilities of micropigmentation.

The objective of these procedures is to raise self esteem, self confidence, allow for a more active lifestyle, personal freedom, as well as saving time. The solution when allergic to cosmetics, sensitive to contact lenses, having visual impairments or unsteady hands.

No matter what technique you choose, Nouveau Contour is the best choice!



Before



After

Micropigmentation

Natural, soft or intense: all is possible with micropigmentation, no matter the skin type. Micropigmentation is performed with a refined digital device and 20 needle formations to choose from. The pigment penetrates the skin efficiently, which makes the pigment last longer. Specialized needle formations can create crisp, natural hairstrokes for an amazing result. It is a misconception that a natural result can only be achieved by microblading!

Micropigmentation eyebrow procedures range from individual hair strokes for a very natural look to a shaded powder effect. Permanent eyeliner can give natural eyelash enhancement or even create an elegant smokey eye. Natural lips can get more defined with a basic lipliner whereas full pigmentation gives the lips a luscious 3D effect. Dermapigmentation procedures can be performed perfectly too: alopecia, scar camouflage, breast reconstruction, cleft lip camouflage, scalp pigmentation and more!

MICROPIGMENTATION

- Eyebrows
- Eyebrows hairstroke
- Eyebrows shading
- Ombre eyebrows
- Eyeliners
- Designer, smudgy and dual color eyeliners
- Lip liner
- Full lips
- Soft full lips with contrasting lip line
- Glossy lips

DERMAPIGMENTATIE

- Areola restoration after breast reconstruction
- Areola scar camouflage after breast reduction
- Reconstruction cleft lip
- Camouflage white pigment spots
- Camouflage vitiligo
- Scar camouflage
- Hairlines


The number one choice from professionals worldwide




Microblading

Microblading allows to create crisp, fine lines at optimal depth. It is done using a very fine blade to deposit pigments into the epidermis. Because color is impacted closer to the surface, the strokes appear crisp and very fine. The results: natural looking, hair-like strokes, regardless of the amount of hair present. Fine hairstrokes that fill in thin brows, brows with bald spots, total brow reconstruction and even alopecia.

- Eyebrows hairstroke



Before



After



Lunchroom



Class room



Nouveau Contour Booth

Watch our
video's



www.youtube.com/nouveaucontour

The best quality education

The only one of its kind in the world of permanent make-up.


Nouveau Contour's global expertise is reflected in renowned Master Academy. With the broad expertise of our International Master Educators we will offer the best available and extensive training program for starters and professionals in permanent make up.

Follow your ambition

Do you desire to become an authority in all facets of permanent make up? Or do you wish to become a pro and specialize in one technique? It is up to you at Nouveau Contour Master Academy. Follow your ambition!

I'm so happy that I have chosen Nouveau Contour for my education. Just amazing!

Learn the technique which fits you best!



CODE 0100 ALLROUND BASIC



Allround Specialist

Will you become an all-rounder?

Make sure you have a general basis!

During the Allround Specialist training you will learn the PMU fundamentals of eyebrow, lip and eyeliner. You can immediately start working as a professional micropigmentation specialist.

Code	Training	Page
1000	Day 1: Theory	15
1005	Day 2: Basic Brows	15
1010	Day 3: Basic Eyeliner	15
1015	Day 4: Basic Lipliner	15

Total training costs (4 days): €1.995,-

Choose your device:



sharp

Nouveau Contour Sharp
Device including handpiece

Training + device =
€ 3.245,- excl. VAT

*Earned back in
7-11 treatments!*



smart

Nouveau Contour Smart
Device including handpiece

Training + device =
€ 4.390,- excl. VAT

*Earned back in
10-13 treatments!*



iQ

Nouveau Contour iQ
Device including handpiece

Training + device =
€ 5.490,- excl. VAT

*Earned back in
12-17 treatments!*

CODE 0200 MICROPIGMENTATION EYEBROWS



Eyebrow Specialist

Do you want to specialize in perfect eyebrows? Go straight to your goal and learn the latest techniques in eyebrow pmu. During the Eyebrow Specialist training you will learn all the new techniques and developments in eyebrow pmu. Once completed, you can start immediately as an eyebrow specialist.

Code	Training	Page
1000	Day 1: Theory	19
1005	Day 2: Basic Brows	19
2010	Day 3: Ombre Brows	19
2005	Day 4: Hairstrokes	19

Total training costs (4 days): **€2.495,-**

Choose your device:



€ 1.250,-
excl. VAT

sharp

Nouveau Contour Sharp
Device including handpiece



€ 2.395,-
excl. VAT

smart

Nouveau Contour Smart
Device including handpiece



€ 3.495,-
excl. VAT

iQ

Nouveau Contour IQ
Device including handpiece

Training + device =
€ 3.745,- excl. VAT

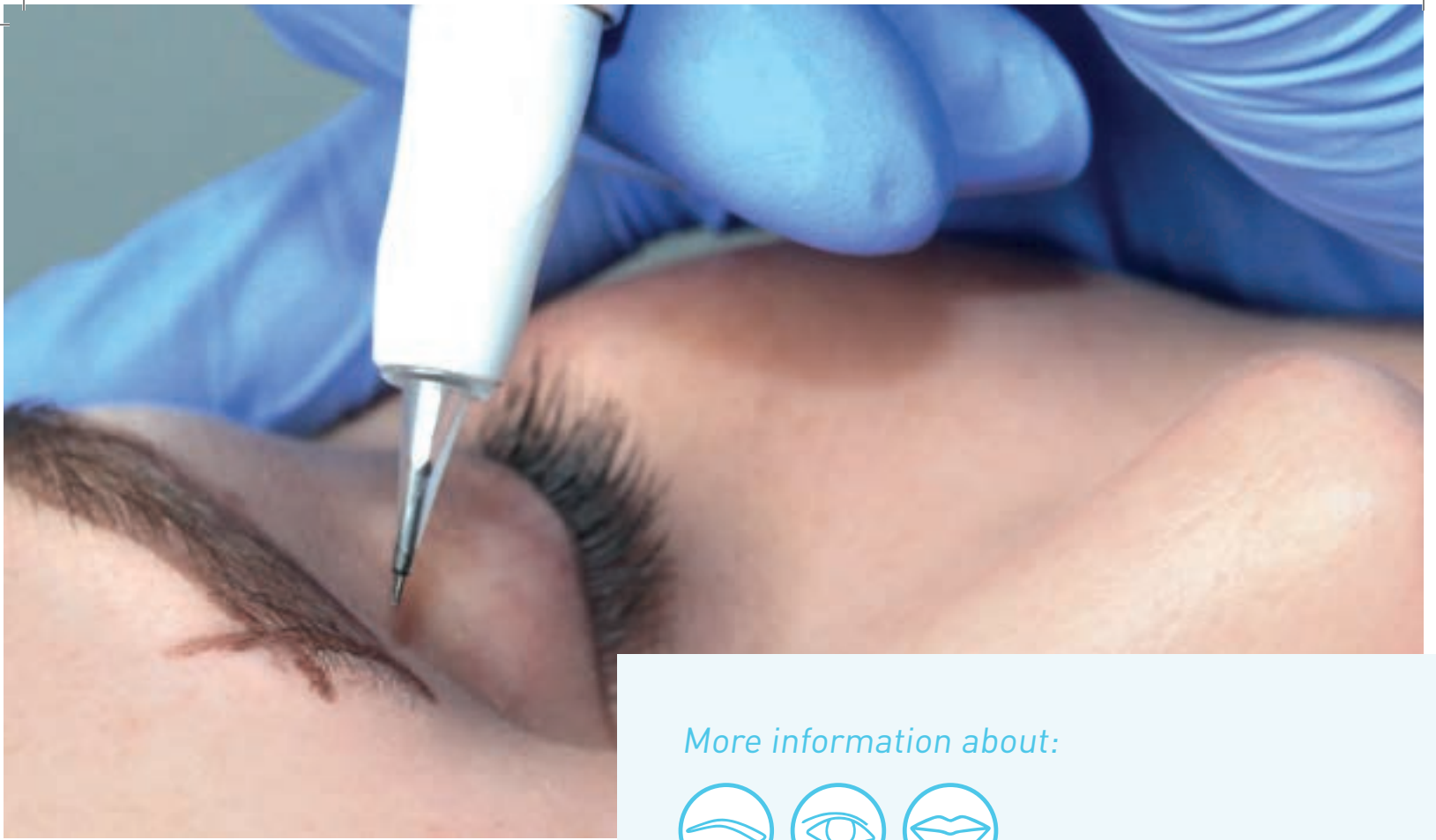
*Earned back in
7-11 treatments!*

Training + device =
€ 4.890,- excl. VAT

*Earned back in
10-13 treatments!*

Training + device =
€ 5.990,- excl. VAT


*Earned back in
12-17 treatments!*



More information about:



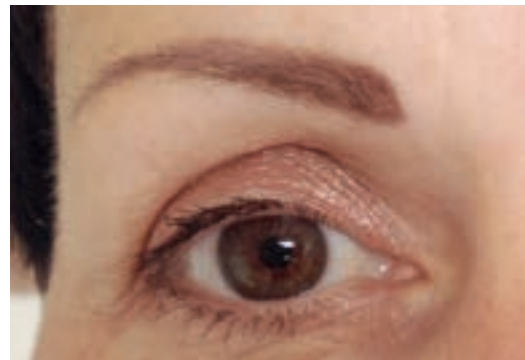

Allround Specialist



Will you become an all-rounder? Make sure you have a general basis! During the Allround Specialist training you will learn the PMU fundamentals of eyebrow, lip and eyeliner. You can immediately start working as a professional micropigmentation specialist. Do you want more depth on a specific subject afterwards? Choose from the follow-up training courses.

- Shaded eyebrows
- Eyeliner (lash enhancement)
- Lipliner
- Needle & pigment knowledge
- Practice training on practice pads
- Practice training on models
- 4 consecutive weekdays

Learn this in our
basic training!



CODE 0100 ALLROUND BASIC

Code	Training
1000	Day 1: Theory
1005	Day 2: Basic Brows
1010	Day 3: Basic Eyeliner
1015	Day 4: Basic Lipliner

1005 Basic Brows

Eyebrows give a face expression: how do you determine which shape suits your client? How do you build a PMU eyebrow for a result that looks natural? During Basic Brows, you develop fundamental knowledge for the micropigmentation of eyebrows.

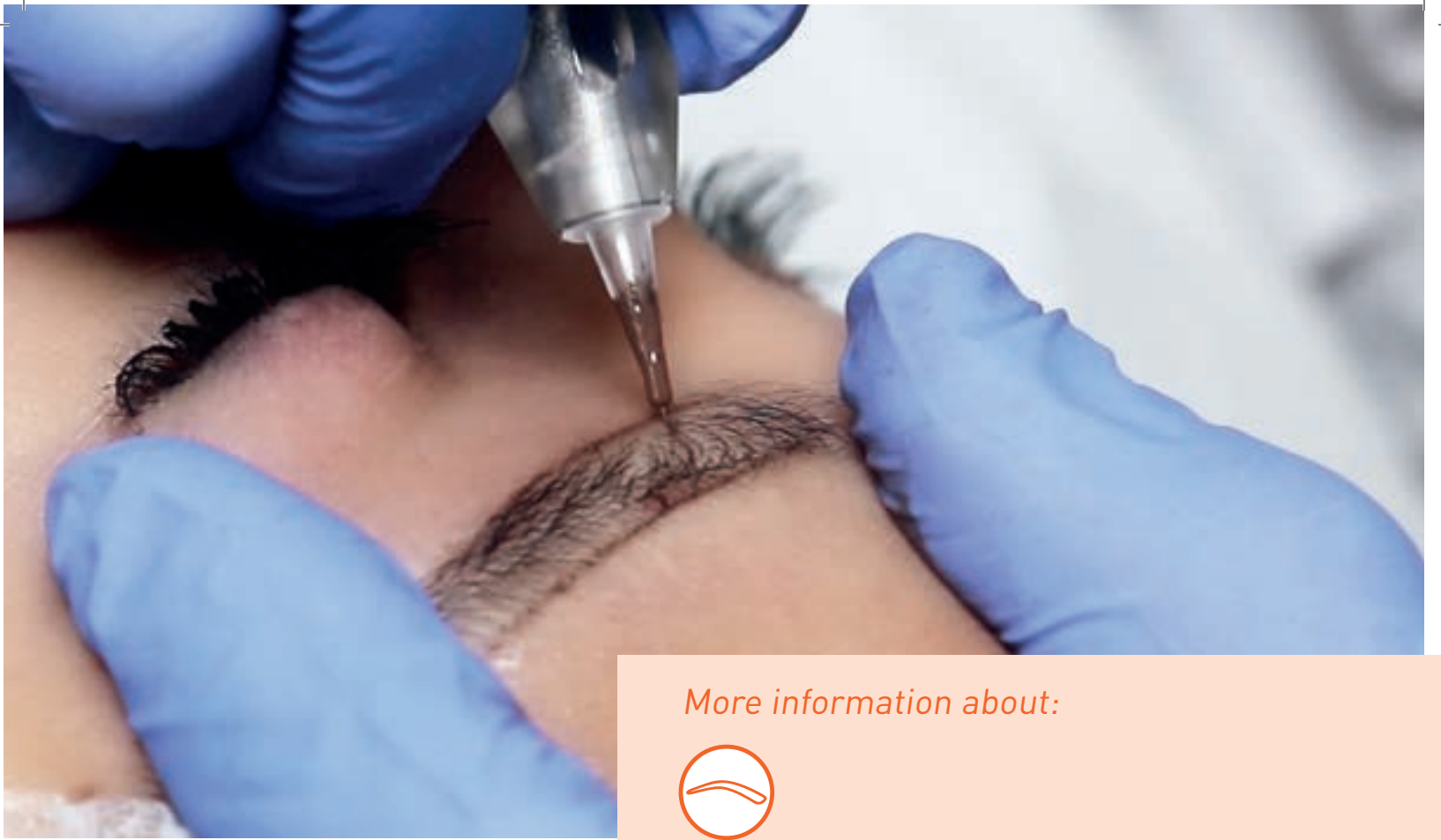
1010 Basic Eyeliner

Expressive eyes is something all women want. A simple line above or below - or both - gives just that little bit extra. In the Basic Eyeliner class, you will learn how to create an intense glance and maintain a natural result. But also how to apply subtle corrections to camouflage, for example, differences in eye shape or size.

1015 Basic Lipliner

In makeup, lips are a trend. And with that, PMU of the lips is also on the rise. Small corrections in lip form often make a big difference in the face. Subtle defined lips give a more youthful appearance. A bit more accentuated lips create the effect of always perfect lipstick. You learn all the ins and outs in the basic training lips.


Do you want to learn more about a specific subject afterwards?
Choose from our follow-up training courses on page 16.



More information about:



Eyebrow Specialist



Do you want to specialize in perfect eyebrows?

Go straight to your goal and learn the latest techniques in eyebrow pmu. During the Master in Eyebrow training you will learn all the new techniques and developments in eyebrow pmu. Once completed, you can sign up to the Microblading brows training. Do you want to expand with other disciplines afterwards? Choose from the follow-up training courses.

- Natural shaded brows
- 3D Hairstroke brows
- Advanced brow techniques
- Brow Symmetry
- Needle & pigment knowledge
- Practice training on practice pads
- Practice training on models
- 4 consecutive weekdays

'Micropigmentation is the preferred choice of professionals worldwide'



CODE 0200 MICROPIGMENTATION EYEBROWS

Code	Training
1000	Day 1: Theory
1005	Day 2: Basic Brows
2010	Day 3: Ombre Brows
2005	Day 4: Hairstrokes

1005 Basic Brows

Eyebrows give a face expression: how do you determine which shape suits your client? How do you build a PMU eyebrow for a result that looks natural? During Basic Brows, you develop fundamental knowledge for the micropigmentation of eyebrows.

2010 Ombre Brows

Perfectly shaped lines in one or two colors blend beautifully together for a soft, natural eyebrow. This technique can be applied to a wide variety of skin types and is a perfect alternative to hairstroke eyebrows, without compromising on natural results. You learn everything about blending and fading multiple colors without transition and the gradual blurring techniques for a soft, natural result.

2005 Hairstrokes





Create beautiful, natural eyebrows for your customers that are indistinguishable from the real thing. Create natural eyebrows using special needle formations and 3D hairstroke techniques. Learn how to give a face the right symmetry with the right eyebrow shape. Learn to work with all needles that are suitable for advanced eyebrow techniques.

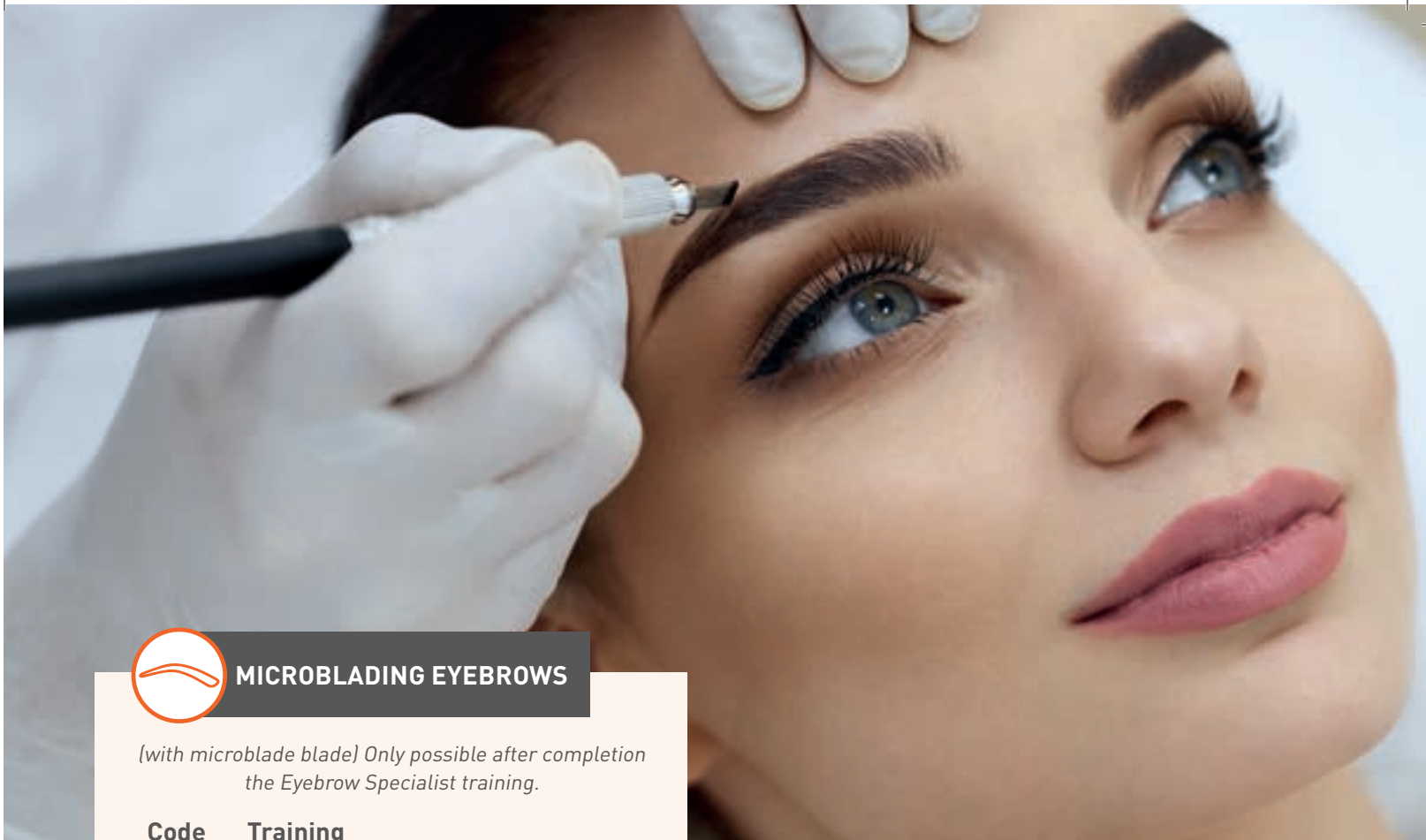
Do you want to learn more about a specific subject afterwards?
Choose from our follow-up training courses on page 16.

Follow-up training

After completion of the Allround Basic training or the Master in Eyebrow training you can increase your knowledge by signing up for one of the follow-up trainings in lips, eyes or eyebrows pmu. Microblading and dermapigmentation are also possible.

Please note: for some follow-up training courses after the Eyebrow Specialist training, a pre-education is required. This is indicated in the description of the training.





MICROBLADING EYEBROWS

(with microblade blade) Only possible after completion the Eyebrow Specialist training.

Code Training

2500 **day 1:** Theory Microblading and practice on pads

2510 **day 2:** Practice on model





Follow both Eyebrow Specialist and Microblading Brows and earn the title:

GRAND MASTER IN EYEBROWS

Microblading is the latest trend in permanent cosmetics. Learn THE eyebrow procedure for crisp, fine lines for a guaranteed natural result.

- 3D Hairstroke brows
- Advanced brow techniques
- Brow Symmetry
- Blade & pigment knowledge
- Practice training on practice pads
- Practice training on models
- 2 days
- Home study





EYES

(required pre-education: 1010 Basic Eyeliner)

Code Training

3010 1 day: Wing

3020 1 day: Shadowed Butterfly



Follow eyes and earn the title

GRAND MASTER IN EYES

All eyes on eyes! Underline one's natural beauty and get totally skilled on micropigmentation eyes procedures.




- Wing technique
- Butterfly technique
- Eyeshadow
- Color- layering and shading
- Needle & pigment knowledge
- Practice training on practice pads
- Practice training on models

3010 Wing

A tight wing eyeliner gives eyes that little bit extra! How do you create a tight, symmetrical wing? How do you give the eyes an optical lift? And how do you accentuate the eye color of your customer by using duotone colors?

3020 Shadowed Butterfly

Create subtle smokey eyes effect with this revolutionary micropigmentation technique. In the one day Elegant Eyeshadow Master Class teaches you how to select the needles, the perfect pigment combinations and the unique technique to achieve subtle, elegant effects.





LIPS

(required pre-education: 1015 Basic Lipliner)

Code Training

4010 1 day: Full Lips

4020 1 day: Glossy Lips



Follow lips and earn the title

GRAND MASTER IN LIPS

Lips to kiss! Get to know all the ins and outs of the beautiful results that can be achieved with micropigmentation.



- Full lips
- Glossy lips
- Color- layering and shading
- Needle & pigment knowledge
- Practice training on practice pads
- Practice training on models

4010 Full Lips

Discover the correct use of color combinations, needle configurations and lip techniques for achieving excellent results with just one treatment. Learn how to work with all suitable needles for advanced lip techniques.

4020 Glossy Lips

Glossy Lips is the latest technique for shiny, sensuous lips. Learn to determine the right pigment combinations, the choice of the correct needles and the pigmentation according to the various techniques for a great result.





DERMAPIGMENTATION

Code Training

7010 2 days: Dermapigmentation Areola

7030 1 day: 3D Hairline pigmentation

- 3D areola pigmentation after breast reconstruction
- Cosmetic applications
- Scar Camouflage
- Color- layering and shading
- Needle & pigment knowledge
- Practice training on practice pads
- Practice training on models*

7010 Dermapigmentation Areola

Complete the work of surgeons and make the difference for your client. The objective of this 2-day class is to simulate the appearance of a nipple and areola as realistically as possible. After breast reconstruction, many women choose to create an optically new areola through medical derma pigmentation. You will learn unique

pigmentation techniques to create a natural areola with optical 3D effects. But cosmetic derma pigmentation can also increase the self-confidence of your customer enormously. For example, does the patient experience the areola as too pale, too little definition, too little outline, too small or too asymmetrical? With the latest 3D derma pigmentation techniques you can create a balanced areola shape in the desired color and shape. Both cosmetically and medically.

7030 3D Hairline pigmentation

Hair loss or a receding hairline can be camouflaged with 3D Hairline pigmentation. In case of hair loss, the view of the scalp is filled in for a fuller appearance and a receding hairline can be shifted. An optical illusion that gives both men and women much more self-confidence!

*depending on availability models. If there is insufficient availability, exercises are carried out on pig skin.





DIGITAL BLADING

*(required education: 1005 Basic Brows,
1010 Basic Eyeliner, 1015 Basic Lipliner)*

Code Training

8000 1 day: Digital Blading

Digital blading is the new way to go! Being much more advanced than microblading, digital blading is the cutting edge technique for the most natural look.

- The advanced option
- Cutting edge technique
- Perfect brows, eyeliners, lipliners
- Crisp fine lines
- Razor sharp results
- Add volume and color
- Gentle on the skin
- No age limits
- Suitable for all skin types
- Stunning effects
- Step into a new world of atomized microblading!

Digital blading is the advanced option to micropigmentation and microblading with stunning effects. For perfect crisp brows, eyeliners and lipliners. Digital blading is a revolutionary technique using a handpiece with ultrafine tip, actually a bundle of 3 to 5 needles, which deposit pigment into the skin in an

extraordinary way. The tip of the handpiece is so fine that it ables you to create razor sharp hair strokes that look superreal and supernatural. Step into a new world of atomized microblading, look and feel fabulous with a natural look that lasts!







COLOR KNOWLEDGE & PIGMENT REMOVAL

Code **Training**

6010 **1 day:** Color Knowledge & Pigment Removal



After completing the Allround Basic Training or the Master in Eyebrow training you can increase your knowledge by signing up for one of the Nouveau Contour Focus Classes. Focus classes are supported training days that contribute to your success as a micropigmentation specialist.

6010 Color Knowledge, Pigment Removal

Color Knowledge

You will learn all about the background of pigments and colors. How pigments are build up, the effect of pigments in the skin and which aspects are of influence of the color. Also you learn how to mix pigments to create new colors in order to match your clients' needs.

Pigment Removal

Learn how to remove unwanted pigment from the skin in a natural way, without harmful effects on the skin. For both new pigment and pigments which are in the skin for years.





Success is in your hands Sign up now!



FREE

consumables during training

The Nouveau Contour Master Academy is taught on your own Nouveau Contour device. During the training you can make use of necessary materials such as needles and pigments free of charge.



Nouveau Contour exclusive

The Nouveau Contour Academy is based on Nouveau Contour devices and material. It is therefore only allowed to participate in the Nouveau Contour Master Academy if you are in possession of a Nouveau Contour device, newly purchased at Nouveau Contour at the start of the Allround specialist or Eyebrow specialist training.



Location

The Nouveau Contour Master Academy is located in Weert (North-Limburg). In our modern training centrum we facilitate you with professional equipped training rooms, free WiFi and television.



Training dates

Fixed dates for Fundamental training. Other classes in consultation.



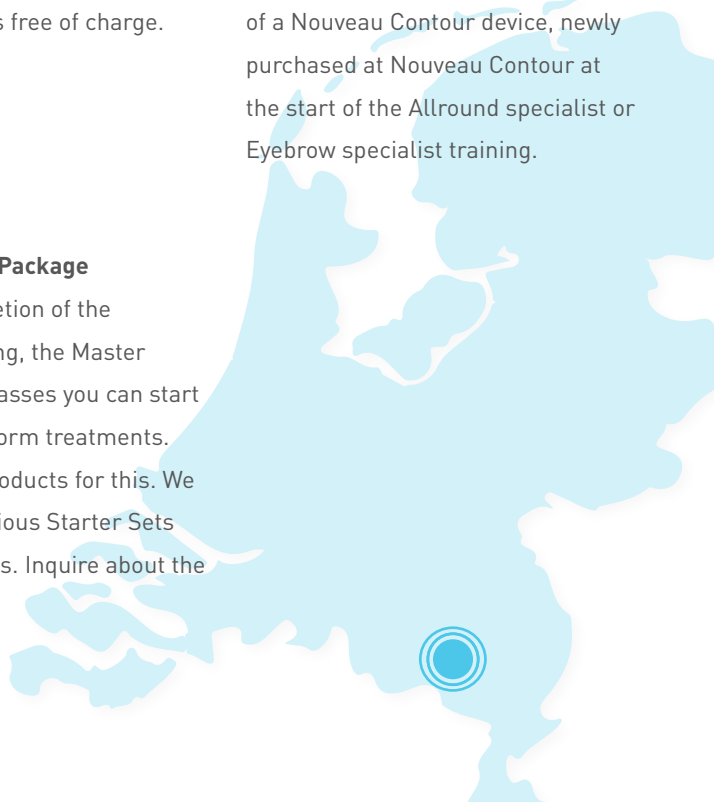
Training hours

The training start at 09.30h and ends at 16.30h at the latest. This also includes a fully catered lunch, as well as a short morning and afternoon break. Half-day training sessions are from 9:30 am to 12:30 pm or from 1:30 pm to 4:30 pm at the latest.




Direct Start Package


Upon completion of the Allround Basic Training, the Master Classes and Focus Classes you can start immediately and perform treatments. You obviously need products for this. We have put together various Starter Sets for all training courses. Inquire about the possibilities.





 **Maximal development possibilities**


Our classes consist of small groups of students, with a lot of attention and time for each participant. Therefore we can ensure you that all students are able to develop as good as possible.

 **Lunch included**

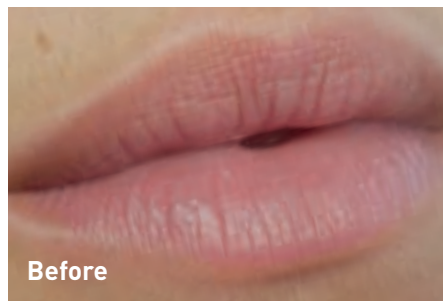
We have fresh brewed coffee and tea every morning, continental lunch (one day training days) and snacks in addition to that are available to you all day and complimentary.

 **Camera**


Please bring your camera. The taking of before and after pictures of your models is standard procedure for a professional technician and an integral part of the Client Waiver forms.

 **Models**

For the best training experience possible, Nouveau Contour attempts to provide models for your procedures. Model attendance is not guaranteed by the academy. On occasion we run into problems with models not showing up as agreed. You will then work on practice heads and pads.



Before






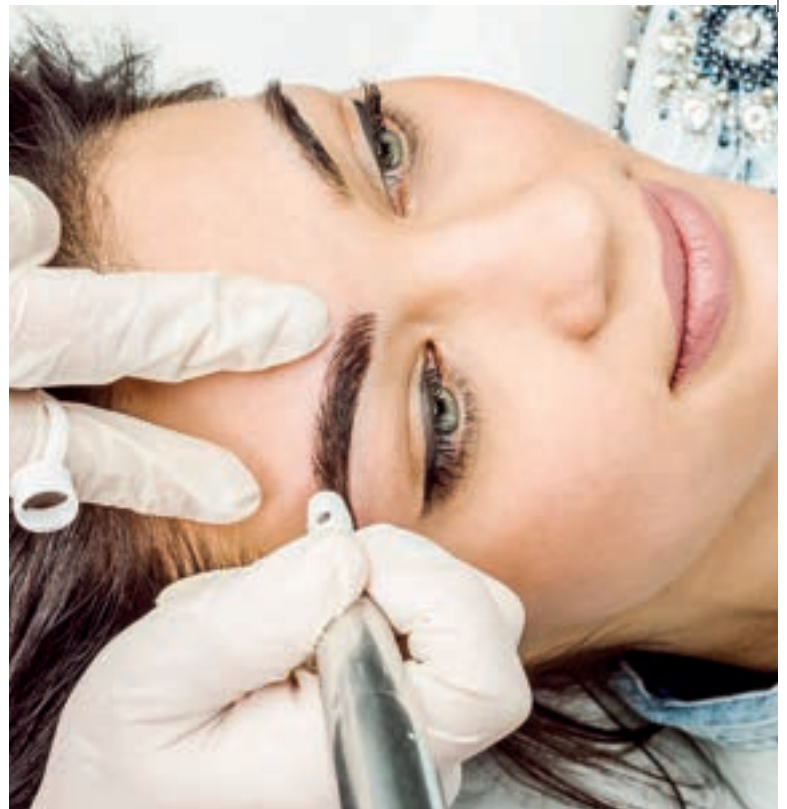
After





Take your career next level

Permanent make up is an interesting business opportunity with interesting profit margins. Expand your beauty business or start up a new career. Get started as a permanent make up technician!



Why start with PMU?

- ✓ Interesting profit margins
- ✓ Permanent make-up is HOT!
- ✓ Most popular treatment at this moment
- ✓ Great results & satisfied customers
- ✓ Work whenever, wherever
- ✓ High profit, low investment

Did you know?

- ✓ No specific prior education is required
- ✓ Great career switch from any job
- ✓ 4x higher revenue than an average beauty treatment

Why Nouveau Contour?

- ✓ Leading brand in permanent make-up since 1997
- ✓ Total supplier: equipment, needles, pigments, training
- ✓ Nouveau Contour Academy: 5 star rating
- ✓ Small groups of students = maximum development opportunities
- ✓ The best quality equipment on the market



Success is in your hands!

Contact us for more information:

Call us: +31 88-5155810 | **E-mail us:** export@nouveaucontour.com



You can also contact us by Whatsapp: +31 6 82 53 75 48



Trusted quality since 1997

For 25+ years, Nouveau Contour the innovator and knowledge leader in the pmu industry. Providing the best quality education, high quality equipment, needles and pigments. We know your needs!



Nouveau Contour HQ | Burgemeesterlaan 2 | 6002 EG Weert | Netherlands | www.nouveaucontour.com